

Aster's Cartoon Live performance : Installation

What I bring :



- A visualizer model WolfVision VZ-7D. It allows filming a hand-made drawing to show it on a screen. This device is aimed to be connected to a beamer. Here is a picture of the outputs:

1 "Video Composite" and 1 "Y/C" or S-Video



- A mini-monitor for a preview of the cartoons before they are shown on the screen but it uses the VIDEO OUTPUT.

- Basic cables : one 5m Video, one 5m S-Video, one 15m S-Video

What I need

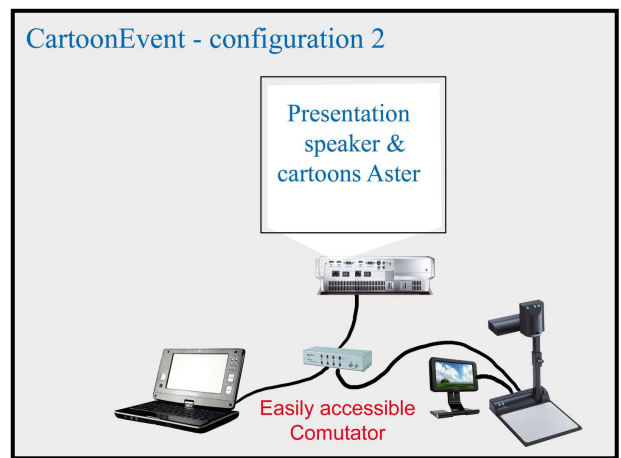
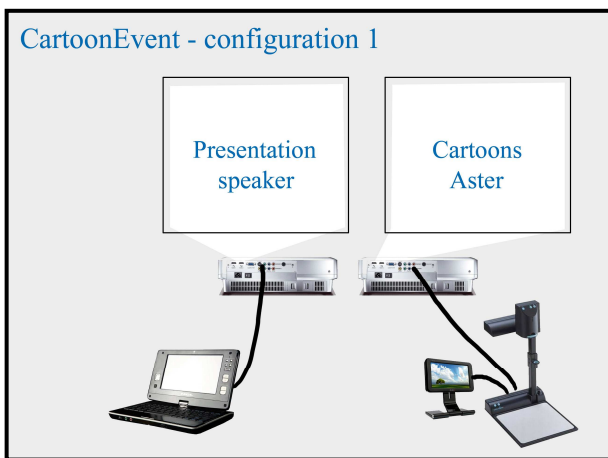
- A work place on a table or in the Production room, or in the main room, in a discrete place from where I can see and hear the speakers. A tablecloth would stifle the sound of the markers hitting the table...

- A good connectivity between the visualizer and the beamer : through the S-Video output, or by using the Video output first dedicated to my preview monitor. In this 2nd case, you should provide for a another control monitor, or make sure that I can see the one of the Production, or share the Video signal to allow me to reconnect my mini-monitor. If it's not possible: it's not a drama and I know how to work well without that.

- a control mean of the signal that is sent to the beamer : I must be able to create a surprise effect by projecting rapidly a cartoon in the middle of a presentation and quickly switch back to it.

If one screen and one beamer are dedicated only to the drawings, then I should control it easily via the remote control box, a hand sign to the Producer, manual occultation of my camera - configuration 1

If there is only one beamer for both sources, we should control perfectly the shift from one to another. Sometimes, when we pass from visualizer to PwP and vice versa, there is a long delay, a "search for sources" process or a blue screen. The best way is to install a SWITCH, controlled by me directly, or by the Producer – configuration 2



When the occurrence of my pictures depends on a Producer, I must be closely connected to him (by the voice or by the view). The less intermediaries, the shortest way and the simplest system are the best.

Let's also think about :

- Electricity outputs (3)
- Translation headphones, in case of translation
- The light is provided by the visualizer, but in case of complete dark, a small lamp would be better.
- A control screen for the speakers so that they can see a drawing is shown and read it.

In case of work in a close Production room, a loud speaker for an audio feedback of the atmosphere of the room would be interesting

In case of any further question, please phone me directly:


Jean-Philippe Legrand, called « Aster » +32-80-64 32 08 (fix tel.) - 32-475-33 71 24 (mobile)

ou au +32-475-33 71 24 (mobile).En déplacement en France : +33-6-43 92 63 76.



Cartoon animation (by Aster) : installation

© Aster @ cartoonevent.com



©Aster - www.cartoonevent.com